

Power Cord with IEC Connector C13, Straight



C13



70 °C

**Description**

Power Supply Cord / Interconnection Cord, Protection class I, Pin temperature 70 °C, Cable

Approvals

- UL File Number: E45116
- CSA File Number: 27325

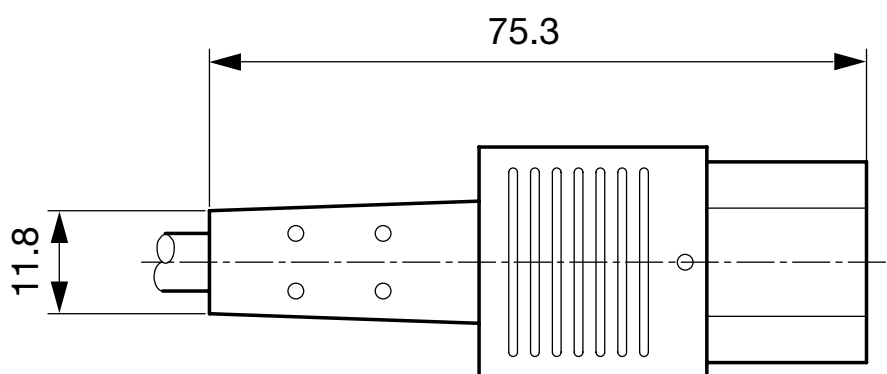
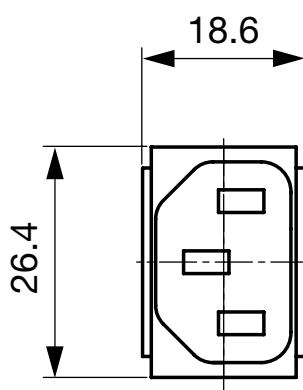

References**Weblinks**

[pdf](#), [html](#), [General Product Information](#), [Approvals](#), [RoHS](#), [CHINA-RoHS](#), [Mating Connectors](#), [e-Store](#), [SCHURTER-Stock-Check](#), [Distributor-Stock-Check](#), [Accessories](#)

Technical Data

Ratings IEC	10A / 250VAC; 50Hz
Ratings UL/CSA	10A / 250VAC; 60Hz
Dielectric Strength	> 3 kVDC between L-N > 1.5 kVAC between L/N-PE (1 min/50Hz)
Allowable Operation Temp.	-25 °C to 70 °C
Degree of Protection	from front side IP 20 acc. to IEC 60529
Protection Class	Suitable for appliances with protection class 1 acc. to IEC 61140
Terminal	moulded
Material: Housing	PVC, black or grey

Connector	C13 acc. to IEC/EN 60320-2-2 UL 498, CSA C22.2 no. 42 (for cold conditions) pin-temperature 70 °C, 10A, Protection Class 1
-----------	---

Dimensions

Config. Code

Type - R - 302U - D - Length

The characters are placeholders for the correspondingly keys of selections from the key tables. Typ is placed for the connector type on the second end, length is the cord length in mm.

Type - R - 302U - D - Length = Cord end 2

Cord end 2

zzzz, 0607, 0608, 0609, 1140, 4390

Type - R - 302U - D - Length = cord type

cord type

Configuration key

SVT 3x18AWG

N

SJT 3x18AWG

P

Cord definition is detailed in general product information XXX

Type - R - 302U - D - Length = Color

Color

Configuration key

jet black; RAL9005

A

silver grey; RAL7001

B

grey; RAL7032

E

Type - R - 302U - D - Length = Cord length

Cord length

zzzz, 000500, 001000, 001500, 002000, 002500, 003000, 005000

Cord length in mm

Variants

Connector	cable		inlets							Order Number	
Type	V-Lock	Cord Type	Color	Length [m]	Type	Country	Standard	Conductor cross section	Style	Index	
302U		diverse	black or grey	diverse	diverse	-	diverse	diverse	-	-	6051.0080

Packaging unit

100 Pcs

Accessories

Description



Cord retaining kits
Cord retaining strain relief

Mating Inlets/Plugs

Category / Description

[Appliance Inlet Overview complete](#)

IEC Appliance Inlet C14, Snap-in Mounting, Front Side, Solder or Quick-connect Terminal	0711
IEC Appliance Inlet C14, Screw-on Mounting, Rear Side, PCB Terminal	1001
IEC Appliance Inlet C18, Screw-on Mounting, Rear Side, PCB Terminal	1005
IEC Appliance Inlet C14, Snap-in Mounting, Solder, Quick-connect, Screw or PCB Terminal	6010
IEC Appliance Inlet C18, Snap-in Mounting, Solder, Quick-connect, Screw- or PCB Terminal	6015
Appliance Inlet further types to 302U	...

[Distribution Unit Overview complete](#)

Distribution Unit for Snap-in Mounting with 1 IEC Appliance Inlet C14 and 1 Appliance Outlet F	0712
Distribution Unit with 1 IEC Appliance Inlet C14 or Power Cord, 4 IEC Appliance Outlets F and Extra Components	4740
Distribution Unit with 1 IEC Appliance Inlet C14 and 2 Appliance Outlets F, Shuttered	4741
Distribution Unit with 1 IEC Appliance Inlet C14 and 4 Appliance Outlets F	4747
Distribution Unit further types to 302U	...

[Interconnection Cord Overview complete](#)

Interconnection Cord with IEC Plug E, Angled	0607
Interconnection Cord with IEC Plug E, Angled	0608
Interconnection Cord with IEC Plug E, Straight	0609
Interconnection Cord with IEC Plug G, Angled	607B
Interconnection Cord with IEC Plug G, Angled	608B
Interconnection Cord further types to 302U	...

[Plug Overview complete](#)

IEC Plug E, Cord Connector (Rewireable), Straight, max. cable Diameter 8.5 mm	4732
IEC Plug E, Cord Connector (Rewireable), Angled, max. Cable Diameter 10 mm	4733
IEC Plug E, Cord Connector (Rewireable), Straight, max. Cable Diameter 10 mm	4735
IEC Plug E, Cord Connector (Rewireable), Angled, max. Cable Diameter 10 mm	4736
IEC Plug E, Cord Connector (Rewireable), Straight	9009
Plug further types to 302U	...

[Power Entry Module Overview complete](#)

IEC Appliance Inlet C14 or C18 with Fuseholder 1- or 2-pole	1062
IEC Appliance Inlet C14 or C18 with Fuseholder 1- or 2-pole	1064
IEC Appliance Inlet C18 with Fuseholder 1-pole	1065
IEC Appliance Inlet C18 with Fuseholder 1- or 2-pole	1066
IEC Appliance Inlet C14 with Fuseholder 1- or 2-pole	1092
Power Entry Module further types to 302U	...

[Power Entry Module with line filter Overview complete](#)

IEC Appliance Inlet C14 with Filter	5110
IEC Appliance Inlet C14 with Filter, Circuit Breaker TA45	5145
IEC Appliance Inlet C14 with Filter, Fuseholder 1-pole	5200
IEC Appliance Inlet C14 with Filter, Fuseholder 1- or 2-pole	5220
IEC Appliance Inlet C14 with Filter, Fuseholder 2-pole	8843-8
Power Entry Module with line filter further types to 302U	...