

Shock-Safe Fuseholder, 5 x 20 mm, Slot, 4 W / 16 A, IP 40 / IP 67



250 VAC · 4 W/16 A (VDE) · 600 VAC/DC · 30 A (UL/CSA)

**Description**

- Fuseholder with high rated power acceptance
- Screw type fuse carrier

Standards

- IEC 60127-6
- UL 4248-1 / UL 512
- CSA 4248-1 / no. 39

Approvals

- VDE Certificate Number: 127212
- UL File Number: E39328
- CSA File Number: 38456

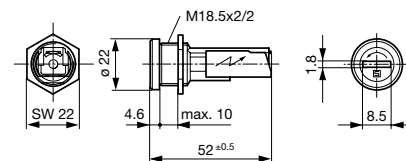
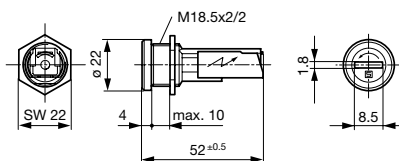
Weblinks

pdf, html, General Product Information, Approvals, RoHS, CHINA-RoHS, e-Shop, SCHURTER-Stock-Check, Distributor-Stock-Check, Accessories

Technical Data

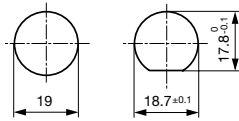
Shocksafe Category	PC2
Fuse-Link	5 x 20 mm
Mounting	Panel Mount, Front-Side
Mounting	Fixing Nut
Terminal	Solder or Quick-Connect 6.3 x 0.8 mm
Rated Voltage	250 VAC (VDE), 600 VAC/DC (UL/CSA)
Rated Current	16 A (VDE), 30 A (UL/CSA)
Rated Power Acceptance IEC	4 W / 16 A @ Ta 23 °C Admissible power acceptance at higher ambient temperature see derating curves
Degree of Protection	IP 40 / IP 67
Protection Class	Suitable for appliances with protection class 1 or 2 acc. to IEC 61140
Admissible Ambient Air Temp.	-40 °C to 85 °C
Climatic Category	40/085/21 acc. to IEC 60068-1
Material: Socket	Thermoset, black, UL 94V-0
Material: Terminals	Tin-Plated Copper
Unit Weight (Socket/Cap)	30 g
Storage Conditions	0 °C to 60 °C, max. 70% r.h.
Product Marking	☐, Type, Voltage, Current, Approvals

Soldering Methods	Iron
Solderability	350 °C / 2 sec acc. to IEC 60068-2-20, Test Ta, method 2
Resistance to Soldering Heat	350 °C / 10 sec acc. to IEC 60068-2-20, Test Tb, method 2
Contact Resistance	< 3.5 mΩ at 20 mV
Dielectric Strength	> 3 kV between L-N > 4 kV between L/N-PE (50 Hz; 1 min)
Impulse Withstand Voltage	> 4 kV between L-N > 6 kV between L/N-PE
Insulation Resistance	> 10 MΩ between L-N > 100 MΩ between L/N-PE (500 VDC; 1 min)
Overvoltage Category	I - III acc. to IEC 60664-1
Pollution Degree	1 - 3 acc. to IEC 60664-1
Admissible Torque on Fixing Nut	max 1.2 Nm
Panel Thickness s	max 10 mm

Abmessungen

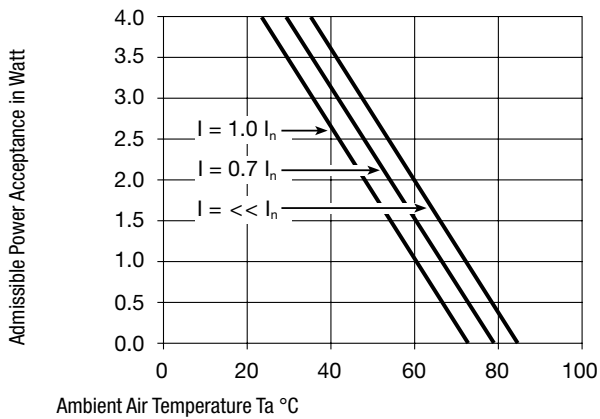
Variant 0031.2203

Variants 0031.2203 and 0031.2207



Mounting holes

Derating Curves



Variants

Holder	Cap	Terminal	Degree of Protection	Order Number
●	Slot Knob	Solder	IP 67	0031.2201
●	Slot Knob	Quick-Connect 6.3 x 0.8 mm	IP 67	0031.2205
●	Slot Knob	Solder	IP 40	0031.2203
●	Slot Knob	Quick-Connect 6.3 x 0.8 mm	IP 40	0031.2207

Packaging Unit Bulk (25 pcs.)

Accessories

Description



Cover FIZ, FUL
Insulation Cover for FIZ, FUL